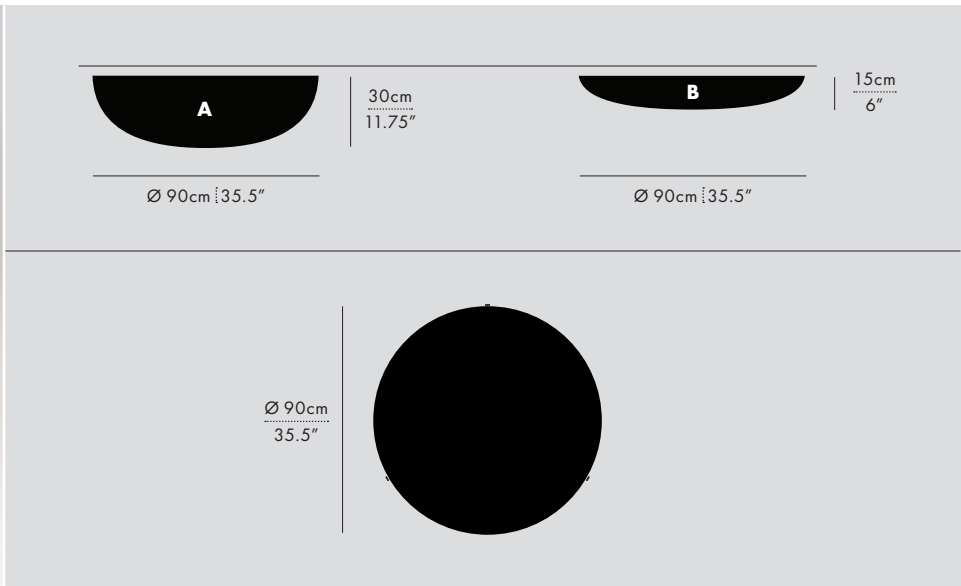


IRIS 90 – CW

CEILING/WALL / DESIGNER: CAINE HEINTZMAN / 2023

A-N-D
MANUFACTURED IN CANADA
A-N-D.COM



IRI-90-CW-A-BLK-27-ELV-120

VISIT **A-N-D.COM** FOR 3D MODELS INCLUDING REVIT/IES.

DESCRIPTION

Formatted as a surface-mounted luminaire, the Iris' prismatic convex lens reaches across the wall or ceiling while an enigmatic light glows from within, providing diffused illumination while evoking a sense of wonder.

TYPE

Ceiling/Wall

DIMENSIONS

- **A:** Ø 90 x 30cm / Ø 35.5" x 11.75"
- **B:** Ø 90 x 15cm / Ø 35.5" x 6"

CERTIFICATIONS

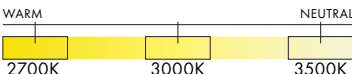


* APPLICATION: DRY INDOOR LOCATION ONLY

TECHNICAL INFORMATION

- Input Voltage:
110–120V, 220–240V, 110–277V
- Lamping:
1 x Integral 17W 35V DC LED
CRI 90+, 50,000 hours
- Power Supply:
Phase dimming, 0–10V, DALI

COLOUR TEMPERATURE OPTIONS



DIM TO WARM




MATERIALS

- Aluminum
- Acrylic

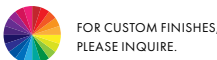
FINISHES



LENS FINISH



CLEAR (CLR)



SERIES	SIZE	TYPE	SHADE	FINISH	CCT	PS	VOLTAGE IN
IRI	90	CW	<input type="checkbox"/> A	<input type="checkbox"/> BLK (BLACK)	<input type="checkbox"/> 27 (2700K)	<input type="checkbox"/> ELV	<input type="checkbox"/> 120
			<input type="checkbox"/> B	<input type="checkbox"/> SLV (SILVER)	<input type="checkbox"/> 30 (3000K)	<input type="checkbox"/> 010	<input type="checkbox"/> 230
					<input type="checkbox"/> 35 (3500K)	<input type="checkbox"/> DAL	<input type="checkbox"/> 277*
					<input type="checkbox"/> DW (DIM TO WARM)		

*277 ONLY AVAILABLE WITH 010

